

LOW DEPTH LED PETROL STATION FORECOURT LUMINAIRES

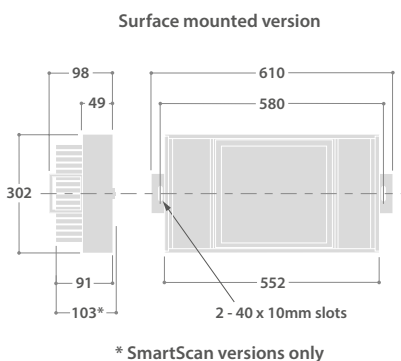
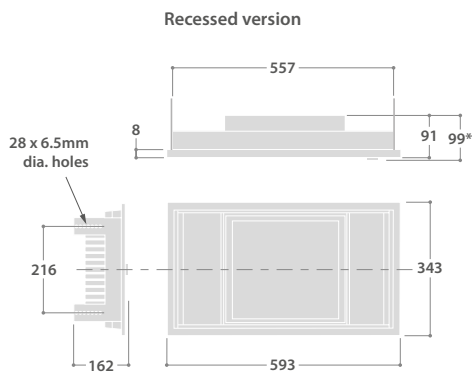


SPECIFICATION

- Zinc coated steel body finished full polyester, non-yellowing white
- 3mm thick clear acrylic front cover
- Recessed or surface mounting options
- Optional fully integral Smart External Sensor for automatic switching, dimming, presence detection and daylight sensing
- Smart External versions with intelligent lighting control for use up to 8 metres mounting height
- SmartScan wireless technology removes the need for control cabling. Ideal for retro-fit
- Fitted with 4000K LEDs



DIMENSIONS



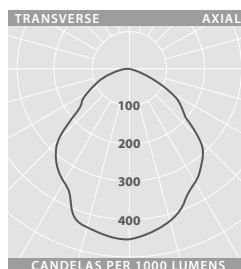
RANGE

	MOUNTING	LED	CAT. No.	APPROX. kg
SMART EXTERNAL	Recessed	116W	CX 14642SS	13.1
	Surface Mounted	116W	CX 14644SS	8.8
STANDARD	Recessed	116W	CX 14641L	13.0
	Surface Mounted	116W	CX 14643L	8.7

CIRCUIT TYPE -

- SMART EXTERNAL SS - SmartScan
- STANDARD L - non-dimming (LED)

PHOTOMETRIC GUIDE




Luminaire Lumen Output:
116W = 15105lm

LED CHARACTERISTICS

CRI	70+
COLOUR TEMPERATURE	4000K
RATED LIFE (HOURS)	100K - L90/B10
PROTECTION	LED PROTECT
DRIVER EFFICIENCY	>90%
REPLACEABLE	YES
POWER FACTOR	>0.95

LL/CW **118.0**

For LED characteristics explanation see www.thorlux.com/led-guide



SmartScan Configurations



Find out more at www.thorlux.com/smartsan